


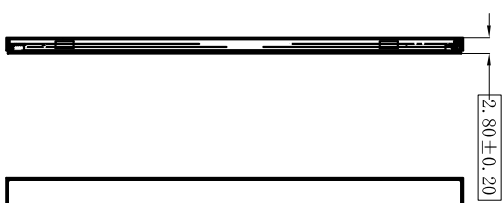
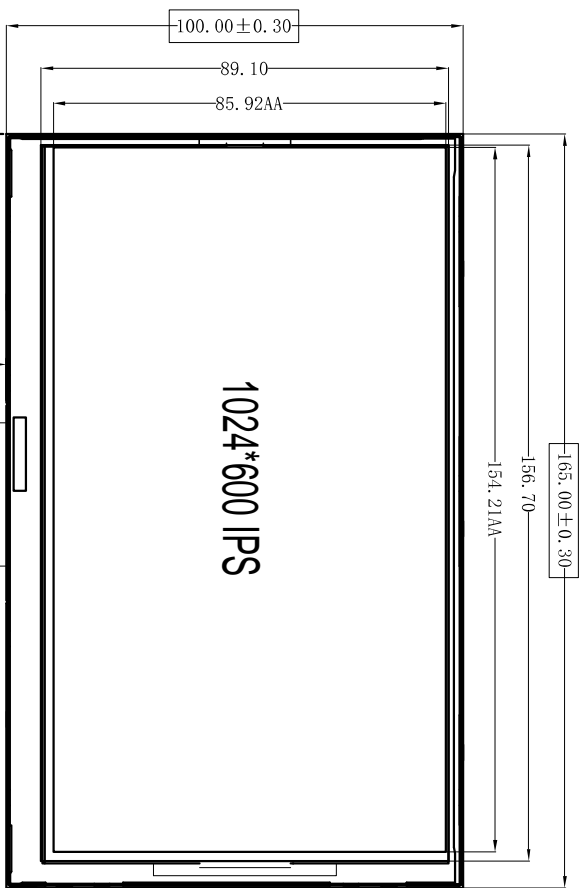
Outline Drawing

客户确认签名
Customer approved

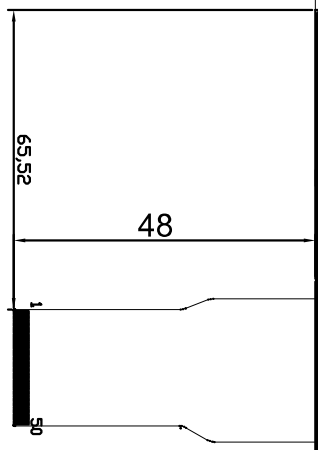
日期
Date



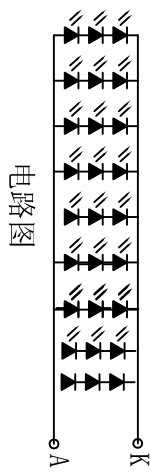
VER	REVISION RECORD	Date	Name
A	NEW RELEASE	2017/05/10	CGP
B			
C			



PIN	NAME
1	LED +
2	LED +
3	LED -
4	LED -
5	GND
6	VCOM
7	DVDD
8	MODE
9	DE
10	VSD
11	HSID
12	B7
13	B6
14	B5
15	B4
16	B3
17	B2
18	B1
19	B0
20	G7
21	G6
22	G5
23	G4
24	G3
25	G2
26	G1
27	G0
28	R7
29	R6
30	R5
31	R4
32	R3
33	R2
34	R1
35	R0
36	GND
37	CLK
38	GND
39	L/R
40	U/D
41	VGH
42	VGL
43	AVDD
44	RESSET
45	NC
46	VCOM
47	DTTB
48	GND
49	NC
50	NC



背光电路图 (CIRCUIT DIAGRAM):



电路图

- NOTE**
- 1.Lcd Display Type: 7.0" TFT, 1024*600,IPS
 - 2.Polarzier Mode: Transmissive, normally white
 - 3.Viewing Direction: ALL
 - 4.Logic Supply Voltage: 3.0V
 - 5.Control IC:
 - 6.Backlight: White(9*3 Led),ILED=135-180Ma, Vled=10.0V
 - 7.Backlight brightness and uniformity: 450cd/m2, >=80%
 - 8.Operating Temp:-20 TO 70°C
 - 9.Storage Temp: -30 TO 80°C
 - 10.Connector: FPC
 - 11.Ulteriorly Tolerance: ±0.2MM


 E.V.T
 深圳市隼目显示技术有限公司
 Shenzhen Eagle Vision Display Technology Co., Ltd

LCM TYPE
7.0" TFT

Dwg:	CUSTOMER	Material No.
Check:	MODULE	LMT070E1W50R01
Visual Angle		SCALE: 1:1

seppin

Visual Angle



SHEET 1 OF 1